


LOFT – model: WS-36

LED Vanity/Sconce Luminaire

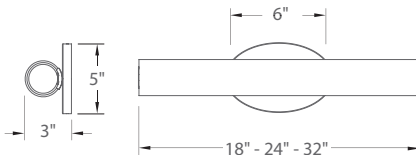


Fixture Type:

Catalog Number:

Project: _____

Location: _____



PRODUCT DESCRIPTION

Understated simplicity and versatility to complement a broad range of interior schemes. Streamlined opal glass diffusers and fashionable back plates epitomize a polished aesthetic and contemporary design for baths and hallways.

FEATURES

- ETL & cETL listed for damp locations
- CEC Title 24 Compliant for WS-3618 and WS-3624
- Mount vertically or horizontally
- Low profile design
- Replaceable LED module
- 120° beam angle
- 277V option available *special order*
- 80,000 hour potential life
- **Color Temp: 3000K**
- **CRI: 90**

SPECIFICATIONS

Construction: Aluminum with mouth blown etched opal glass.

Power: Transformer located in outlet box.


Light Source: High output LED.

Dimming: Dims to 10% with an electronic low voltage (ELV) dimmer.

Mounting: Mounts directly to junction box.

Finish: Brushed Nickel (BN), Chrome (CH).

Standards: ETL & cETL listed. ADA compliant.

Model	Length	Watt	Voltage	LED Lumens	Delivered Lumens	Finish
WS-3618	18"	17W		2468	1530	BN <i>Brushed Nickel</i> CH <i>Chrome</i> 
WS-3624	24"	22W	120V	3229	2045	
WS-3632	32"	50.5W		3726	2905	

REPLACEMENT GLASS

Model	Fixture
RPL-GLA-3618	WS-3618
RPL-GLA-3624	WS-3624
RPL-GLA-3632	WS-3632

For 277V special order, add an "F" before the finish: **WS-3624F-BN**
 For 2700K add "-27"; 3500K add "-35" before the finish: **WS-3632-35-CH**



Example: **WS-3624-CH**

modernforms.com
 Phone (800) 526.2588
 Fax (800) 526.2585

Headquarters/Eastern Distribution Center
 44 Harbor Park Drive
 Port Washington, NY 11050

Central Distribution Center
 1600 Distribution Ct
 Lithia Springs, GA 30122

Western Distribution Center
 1750 Archibald Avenue
 Ontario, CA 91760