

SPECIFICATION

IP65 Tri-Proof LED Light



SPECIFICATION

Ip65 Tri-Proof LED Light

Caution

- Please read the user manual before installation.
- Please install, connect and test the lamp according to local regulations, Lamps should always be installed or replaced with care by professional person.
- Ensure the power is switched off before installation.
- Please check whether the lamps are broken or not during shipping, broken items cannot be used anymore.
- Please keep the lamps and accessories away from kids to avoid hurt by mistakes.
- For protecting eyes, please do not watch the luminous surface for a long time,
- Do not cover anything on lamp and keep lamps away from fire or high temperature objects.
- Incorrect installation and using, ShineLong keep the right to refuse after-sales service for those disassembled or repaired items.
- Switch the power off and cool down the lamp before cleaning.
- The lamp is only suitable for weak acid and weak base environment.
- Please DO NOT install this product in the following places:
 - 1.The place has a large quantity of lampblack and smoke, such as: kitchen and food processing factory etc.
 - 2.The place has a large quantity of chemical corrosive substance, such as: chemical plant and stockyard etc.
 - 3.The place has poor temperature conditions, large-scale temperature variation, which would easily lead to broken and damage the product, the applicable operating temperature is between -20 and 50 degrees.

S/N Rules

$\frac{SL}{1} - \frac{A65}{2} \frac{X}{3} \frac{X}{4} - \frac{XX}{5} - \frac{X}{6} \frac{X}{7}$

EX: $\frac{SL}{1} - \frac{A65F2}{2} - \frac{20}{34} - \frac{PB}{5} \frac{67}{67}$

- 1:SL-ShineLong
- 2:A65:A-Aluminum Version;65-IP65
- 3:X-Cover Type (S:Striped cover,F:Frosted cover)
- 4:X-Length ,(2:2ft 60cm,4:4ft 120cm,5:5ft 150cm)
- 5:XX-Power consumption (20:20w,30:30w,40:40w,50:50w,60:60w)
- 6:X-Color Temperature (W:warm white,P:Pure white,C:cold white)
- 7:X-Function Type (B:Battery ,Emergency function ,S: Sensor, microwave or PIR sensor ,D:0/1-10V dimmable,T:Triac dimmable L: DALI dimmable)

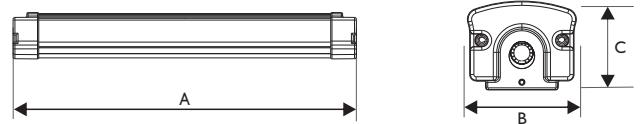
Features

- Unique patent design,TUV-GS,UL, DLC, ERP, CE certified.
- Water-proof, Dust-proof, Damp-proof, Pressure-proof.
- High luminous efficiency 100 - 115LM/W.
- Maximum 3M Long for single product .
- Excellent heat dissipation support stable quality.
- Convention installation for linking in series.
- Low light decay, L70=50,000 Hours.
- High impact test, IK09.
- Long lifespan 50,000 hours.
- Energy saving up to 80%.
- 5 years warranty.

Application

- Parking place
- Tunnel / Corridor / Gallery
- Railway / Bus / MTR Station
- Warehouse / Factory
- Airport
- Exhibition Hall
- Supermarket
- Gas station


Dimension



length	A	B	C
	Min.mm	Min.mm	Max.mm
600	600	91	92
1200	1200	91	92
1500	1500	91	92

Temperature Characteristics T-ambient 40°C

Temperature
Operating: -20 ~ +50°C
Storage: -40 ~ +85°C

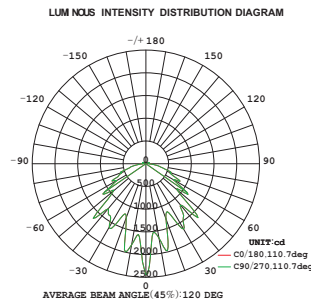
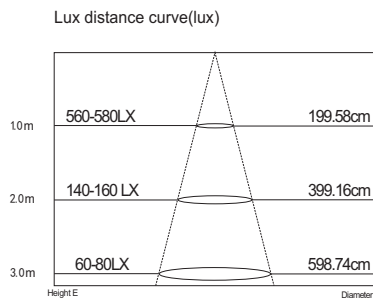


www.shinelongled.com
tel: 86-0755-85203891 85203893

Data Sheet

Item code	Input Voltage	Power	LEDs	Working	PF	Luminous Flux	Luminous Efficiency	CRI	THD	Power Efficiency
SL-A65F2-20-X	100-240V/277V	20W	120	DC34-40V	>0.95	1900-2100LM	90-100LM/W	>80	<15%	>0.88
SL-A65S2-20-X	100-240V/277V	20W	120	DC34-40V	>0.95	2100-2400LM	100-115LM/W	>80	<15%	>0.88
SL-A65F2-25-X	100-240V/277V	25W	144	DC34-40V	>0.95	2300-2600LM	90-100LM/W	>80	<15%	>0.88
SL-A65S2-25-X	100-240V/277V	25W	144	DC34-40V	>0.95	2600-2900LM	100-115LM/W	>80	<15%	>0.88
SL-A65F2-30-X	100-240V/277V	30W	180	DC34-40V	>0.95	2800-3100LM	90-100LM/W	>80	<15%	>0.88
SL-A65S2-30-X	100-240V/277V	30W	180	DC34-40V	>0.95	3200-3500LM	100-115LM/W	>80	<15%	>0.88
SL-A65F4-40-X	100-240V/277V	40W	240	DC34-40V	>0.95	3600-4000LM	90-100LM/W	>80	<15%	>0.88
SL-A65S4-40-X	100-240V/277V	40W	240	DC34-40V	>0.95	4000-4400LM	100-110LM/W	>80	<15%	>0.88
SL-A65F4-50-X	100-240V/277V	50W	288	DC34-40V	>0.95	4500-5000LM	90-100LM/W	>80	<15%	>0.88
SL-A65S4-50-X	100-240V/277V	50W	288	DC34-40V	>0.95	5000-5500LM	100-110LM/W	>80	<15%	>0.88
SL-A65F5-50-X	100-240V/277V	50W	288	DC34-40V	>0.95	4500-5000LM	90-100LM/W	>80	<15%	>0.88
SL-A65S5-50-X	100-240V/277V	50W	288	DC34-40V	>0.95	5000-5500LM	100-110LM/W	>80	<15%	>0.88
SL-A65F5-60-X	100-240V/277V	60W	336	DC34-40V	>0.95	5400-5900LM	90-100LM/W	>80	<15%	>0.88
SL-A65S5-60-X	100-240V/277V	60W	336	DC34-40V	>0.95	5900-6400LM	100-110LM/W	>80	<15%	>0.88

Optical Parameter



Item code	1m	2m	3m
SL-A65F2-20-X	560-580	140-160	60-80
SL-A65S2-20-X	740-760	180-200	80-100
SL-A65F2-25-X	720-740	180-200	80-100
SL-A65S2-25-X	870-880	220-240	100-120
SL-A65F2-30-X	860-880	215-235	85-115
SL-A65S2-30-X	1150-1170	290-310	130-150
SL-A65F4-40-X	1150-1170	290-310	130-150
SL-A65S4-40-X	1600-1620	390-410	180-200
SL-A65F4-50-X	1440-1460	360-380	160-180
SL-A65S4-50-X	1800-1820	450-470	200-220
SL-A65F5-50-X	1470-1480	370-380	165-185
SL-A65S5-50-X	1920-1940	480-500	220-240
SL-A65F5-60-X	1700-1720	425-445	190-210
SL-A65S5-60-X	2120-2130	530-550	240-260

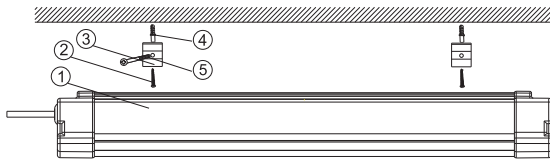
Item code	Beam Angle
SL-A65F2-20-X	120
SL-A65S2-20-X	120
SL-A65F2-25-X	120
SL-A65S2-25-X	120
SL-A65F2-30-X	120
SL-A65S2-30-X	120
SL-A65F4-40-X	120
SL-A65S4-40-X	120
SL-A65F4-50-X	120
SL-A65S4-50-X	120
SL-A65F5-50-X	120
SL-A65S5-50-X	120
SL-A65F5-60-X	120
SL-A65S5-60-X	120



ShineLong

www.shinelongled.com
tel: 86-0755-85203891 85203893


Ceiling Mounted Installation



① Drill $\Phi 6\text{mm}$ holes on the roof/wall.



③ Ceiling Installation

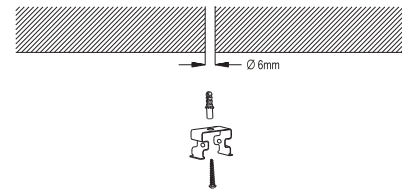


Standard parts list

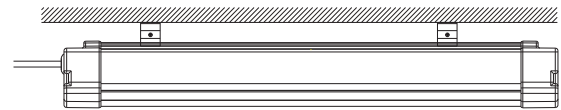
1	LED Tri-proof Light	IPC
2	U-shape Brackets	2PCS
3	Self-tapping screws	2PCS
4	Slotted plastic screws	2PCS
5	PM4X40 screws	2PCS

* Ceiling Mounted accessories are ShineLong Configuration.

② Insert $\Phi 6\text{mm}$ expansion pipe into the hole and fix the bracket by M4 screw.

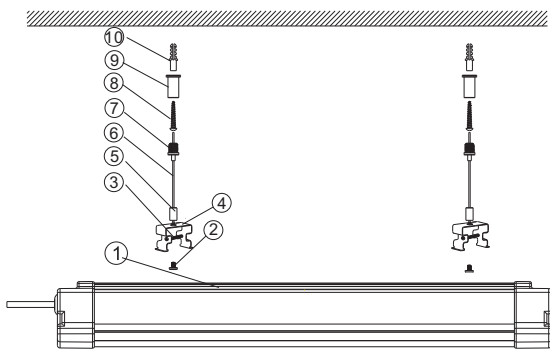


Tighten the screw with screwdriver

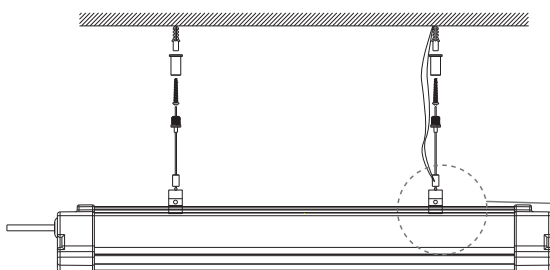


Suspended Installation

① Suspended way.



② Hanging Installation.

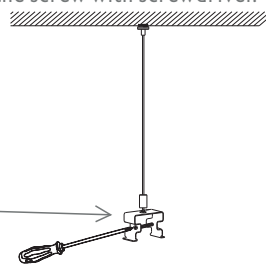


Spare Parts

1	LED Tri-proof Light	IPC
2	Ring washer	2PCS
3	Suspension fixing screws	2PCS
4	U-shape brackets	2PCS
5	Suspension fixing nuts	2PCS
6	Suspension wires	2PCS
7	Suspension fixing bushings	2PCS
8	Self-tapping screws	2PCS
9	light fixing bushing cap	2PCS
10	Slotted plastic screws	2PCS


* Suspended accessories need to be paid additionally.

Tighten the screw with screwdriver.



Conventional UL/VDE standard wire for 18 AWG / 3 x 0.75MM²

Series Connection



Available to be connected in series by fast connectors.

Optional Connector A:



1: Insert the wire into the terminal then use screw locking it.



2: Put the protector on the terminal.




3: Put on waterproof set.



4: Lock the waterproof sets tightly.

PLS NOTE: Above connectors and wire are separated, easy for connecting the lamps by customized length of wire, NEED to be paid additionally.

Optional Connector B:

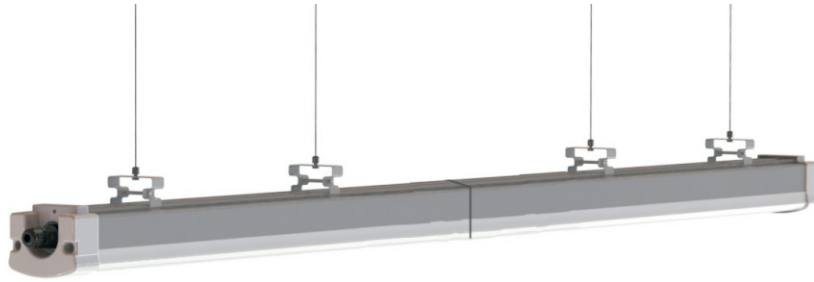


1. Joint Female and Male connector together.

2. Lock the waterproof cap tightly.

PLS NOTE: Above connectors and wire are fixed, need to confirm the detailed length correctly, and pay it additionally.

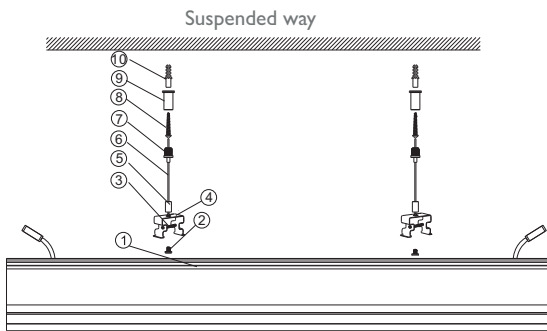
Seamless Connection



Available to be connected in series by smart aluminum strip.

Seamless Connection Installation

- ① Hanging up the light (without end cap) with suspended accessories.

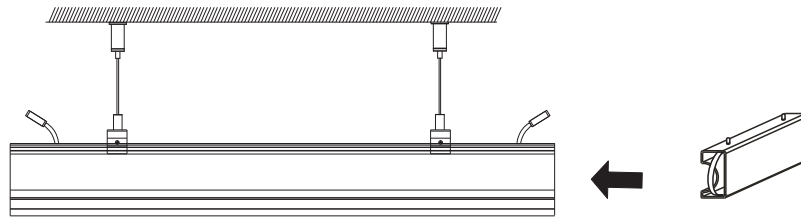


Spare Parts

1	LED Tri-proof Light	1PC
2	Ring washer	2PCS
3	Suspension fixing screws	2PCS
4	U-shape brackets	2PCS
5	Suspension fixing nuts	2PCS
6	Suspension wires	2PCS
7	Suspension fixing bushings	2PCS
8	Self-tapping screws	2PCS
9	light fixing bushing cap	2PCS
10	Slotted plastic screws	2PCS

* Suspended accessories need to be paid additionally.

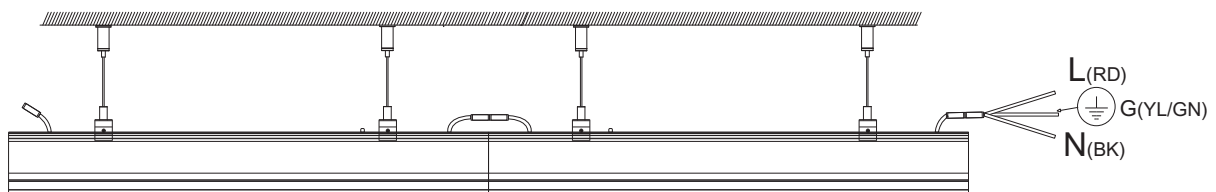
- ② Insert the smart aluminum strip into the light aluminum housing till the ball buckle is locked.



- ③ Fix another light (without end cap) onto the other end of smart aluminum strip till the ball buckle is locked.



- ④ Connect the wires correctly.



PLS NOTE: The tri-proof light is NOT water-proof under Seamless Connection Installation.

The maximum number of lamps for Linking in series

Item code	Size	Power	voltage	Max. Series Connection Q'TY	voltage	Max. Series Connection Q'TY
SL-A65X2-20-X	600*91*74	20W	110V	27pcs	220V	54pcs
SL-A65X2-25-X	600*91*74	20W	110V	22pcs	220V	48pcs
SL-A65X2-30-X	600*91*74	30W	110V	18pcs	220V	36pcs
SL-A65X4-40-X	1200*91*74	40W	110V	13pcs	220V	27pcs
SL-A65X4-50-X	1200*91*74	50W	110V	10pcs	220V	21pcs
SL-A65X5-50-X	1500*91*74	50W	110V	10pcs	220V	21pcs
SL-A65X5-60-X	1500*91*74	60W	110V	9pcs	220V	18pcs

Wiring Diagram

Non Dimmable Tri-proof LED Lamp



(EU market-3 pole cable) (US market-3 pole cable)

L:	Brown	Black
N:	Blue	White
E:	Yellow-Green	Green

TRIAC Dimmable Tri-proof LED Lamp



(EU market-3 pole cable) (US market-3 pole cable)

L:	Brown	Black
N:	Blue	White
E:	Yellow-Green	Green

0/1-10V Dimmable Tri-proof LED Lamp



(EU market-5 pole cable) (US market-5 pole cable)

L:	Brown	Black
N:	Blue	White
E:	Yellow	Green
DIM+:	Red	Red
DIM-:	Green	Orange

DALI Dimmable Tri-proof LED Lamp



(EU market-5 pole cable) (US market-5 pole cable)

L:	Brown	Black
N:	Blue	White
E:	Yellow	Green
DA+:	Red	Red
DA-:	Green	Orange

Available Dimming way

Suggested suitable dimmer brands for TRIAC & DALI dimming way:

Tridonic (European market)

Lutron & Leviton (American market)

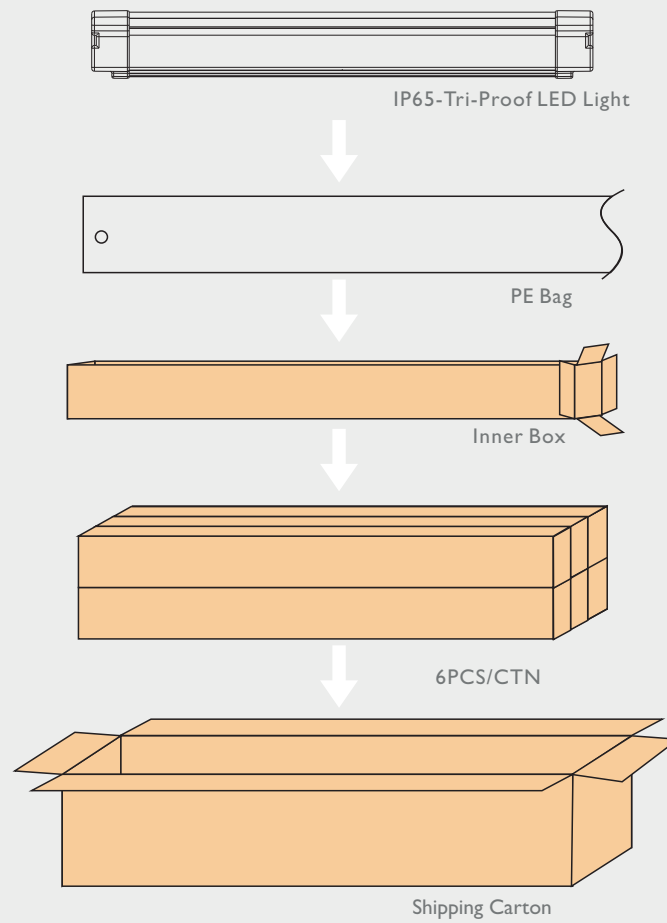
Philips Dynalite & Clipsal (Australian market)



www.shinelongled.com
tel: 86-0755-85203891 85203893

Package

Ip65 Tri-proof LED Light



Item code	Dimension	Carton Size	N.W. (kg) /PC	G. W. (kg) /CTN
SL-A65X2-20-X	600*91*74mm	680*260*300mm	1.2	9.2
SL-A65X2-25-X	600*91*74mm	680*260*300mm	1.2	9.2
SL-A65X2-30-X	600*91*74mm	680*260*300mm	1.2	9.2
SL-A65X4-40-X	1200*91*74mm	1280*260*300mm	2	16
SL-A65X4-50-X	1200*91*74mm	1280*260*300mm	2	16
SL-A65X5-50-X	1500*91*74mm	1580*260*300mm	2.6	20
SL-A65X5-60-X	1500*91*74mm	1580*260*300mm	2.6	20

ATTENTION:

ShineLong reserves the right of final interpretation for all specifications.