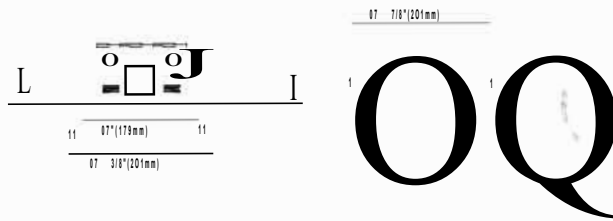


7 Inch Slim Surface LED Round

Surface mount downlighting



Dimmable



Plastic



UP TO
900 Lm



80 CRI
Color Rendering
Index

TRIM OPTIONS

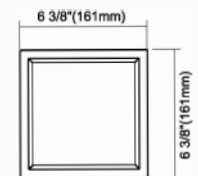
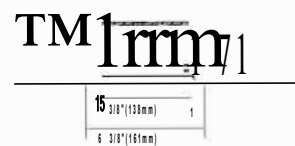
White

Black

Slim Surface LED

6 Inch Slim Surface LED Square

Surface mount downlighting



0
u,,,

TRIM OPTIONS

White

Black

Brushed
Nickel



Dimmable



Plastic



UP TO
900 Lm



80 CRI
Color Rendering
Index

Accessories



Components for 5 & 6 inch new construction and remodel housing (hala, juna, elca, elite, tapez hausing)




Image for actual product Installation

Features

- Apertures: Round & Square
- CRI: 80 & 90
- Glare controlling lens for comfortable light distribution
- This 5/8" thick luminaire is easy to install on standard j-boxes with a quick snap

Benefits

- The thinnest available solution with an integral driver
- Solves the problem of limited plenum space
- Easy to install on standard j-boxes with a quick snap
- Provides an affordable alternative to Air-Seal IC recessed housings or Fire-Rated boxes
- Wet location listing allows for use in showers and bathrooms (if local code requires)
- Edge-lit technology (flex strip LEDs) will give even illumination with no dark spots and shadows

Warranty

- 5-year limited system warranty standard

Applications

SlimSurface LED Downlight is characterized by a completely fiat lens with a narrow flange, giving it an architecturally pleasing look. This downlighting solution offers an affordable alternative to Air-Seal IC recessed housings or Fire-Rated boxes, reducing material and installation costs.



Specification

Model	Series	Input Voltage	Wattage	Lumen Output	Luminous Efficacy	CRI	Listed	Projected Life	CCT'S
ADS7R8*K**	Round	120V	15W	900 Lm	60Lm/w	80	Damp/Wet	50,000 hrs	3000K,4000K,5000K
ADS7R9*K**	Round	120V	15W	850 Lm	55Lm/w	90	Damp/Wet	50,000 hrs	3000K,4000K,5000K
ADS6S8*K**	Square	120V	15W	900 Lm	60Lm/w	80	Damp/Wet	50,000 hrs	3000K,4000K,5000K
ADS6S9*K**	Square	120V	15W	850 Lm	55Lm/w	90	Damp/Wet	50,000 hrs	3000K,4000K,5000K

ORDERING GUIDE Example: ADS7R8"K"

	Color Temperature	Trim Finish
ADS7R8	3K: 3000K 4K: 4000K 5K: 5000K	WH :White BK : Black BN : Brushed Nickel



Slim Surface LED