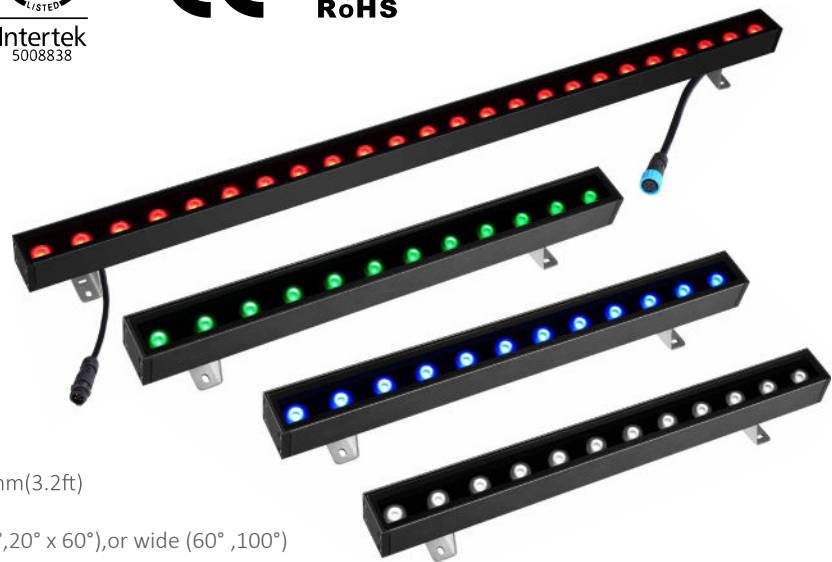


Galaxy LED Linear Wall Washer

25W 50W

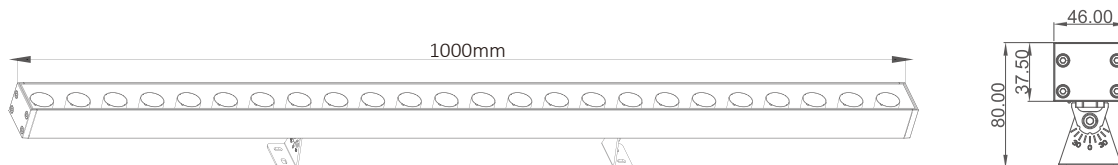
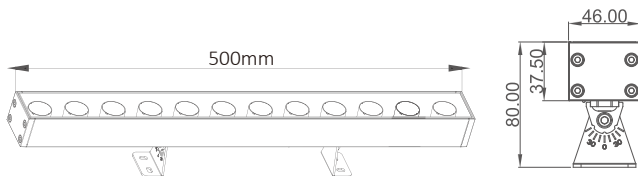
PRODUCT DESCRIPTION:

The lights excels in a wide range of lighting applications including flood lighting, spot lighting, wall grazing and wall washing. Can work with DMX512 system and Wireless control system, 10°15°25°30°40°60°100°10x30° 10x45° 10x65°10x70°20x65° beam angle optional.

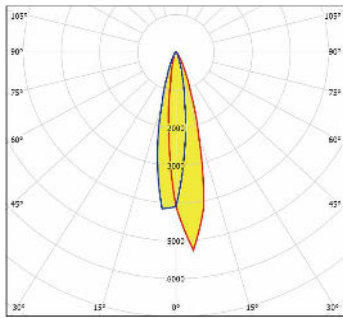


FEATURES:

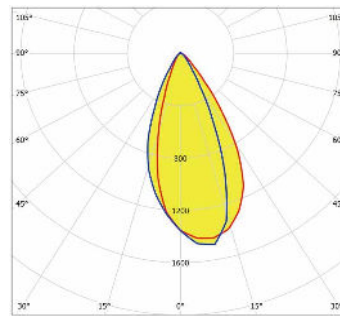
- 1 Patented private design , RGB&RGBW&Single colors available
- 2 Luminaire lengths are available in 500mm (1.64ft) and 1000mm(3.2ft)
- 3 Beam angles,choose from narrow (10° ,10x 60°),medium (40°,20° x 60°),or wide (60° ,100°)
- 4 Top quality LED Lens, top performance for lighting distribution
- 5 IP66 design, Structural waterproof + glue waterproof double protection



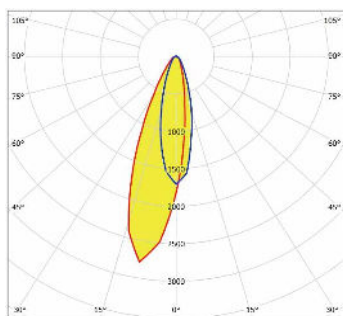
LIGHT OUTPUT:



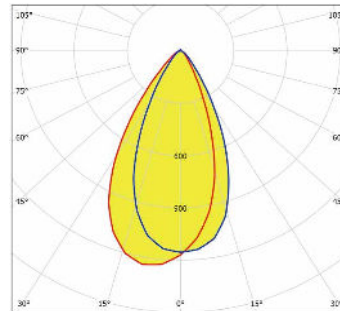
Lamp type: LED
 Beam angle: 15°
 Nominal lamp power : 50W
 Luminous efficacy : 45 lm/W
 LOR: 100%



Lamp type: LED
 Beam angle: 40°
 Nominal lamp power : 36W
 Luminous efficacy : 45 lm/W
 LOR: 100%



Lamp type: LED
 Beam angle: 30°
 Nominal lamp power : 24W
 Luminous efficacy : 45 lm/W
 LOR: 100%



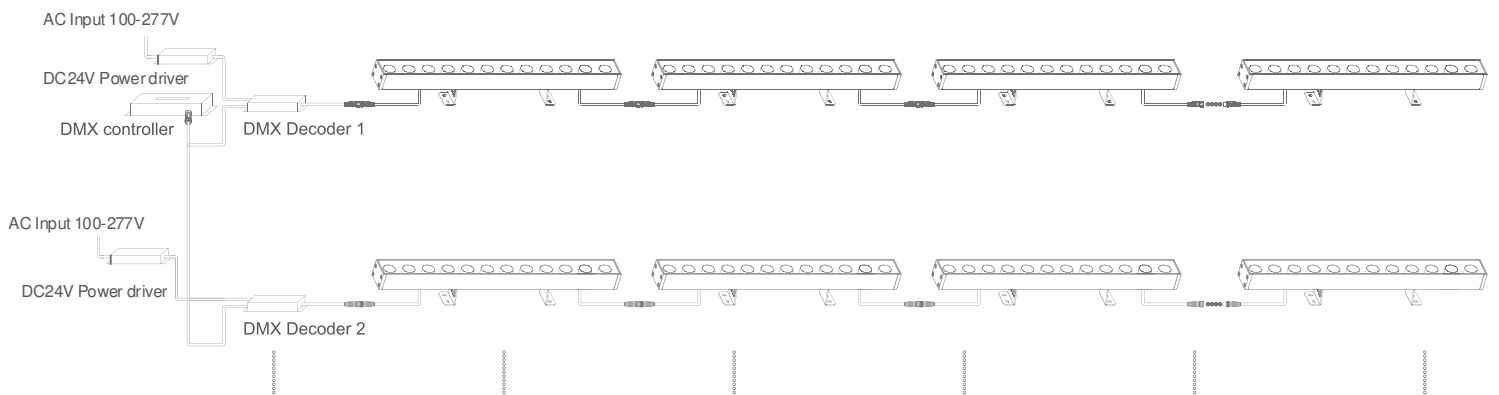
Lamp type: LED
 Beam angle: 60°
 Nominal lamp power : 50W
 Luminous efficacy : 45 lm/W
 LOR: 100%

DESCRIPTION:


Model No.	Power (W)	LED Chip	Working Temp(°C)	Control Method	Voltage	Size(mm)	Beam angle	Housing color	Water Proof
LT-G1000-RGBW-50W	50W	RGBW	-20~+40	External	DC24V	L1000 ×W46×H80	10°,15°, 25°,30°, 40°,60°, 100°, 10×30°, 10×45°, 10×65°, 10×70°, 20×65°	Black	IP66
LT-G500-RGBW-25W	25W					L500 ×W46×H80			
LT-G1000-RGB-50W	50W	RGB				L1000 ×W46×H80			
LT-G500-RGB-25W	25W					L500 ×W46×H80			
LT-G1000-50W	50W	2700 -6500				L1000 ×W46×H80			
LT-G500-25W	25W					L500 ×W46×H80			
LT-G1000-50W-R	50W	Red				L1000 ×W46×H80			
LT-G1000-50W-G		Green				L1000 ×W46×H80			
LT-G1000-50W-B		Blue				L1000 ×W46×H80			
LT-G500-25W-R	25W	Red				L500 ×W46×H80			
LT-G500-25W-G		Green				L500 ×W46×H80			
LT-G500-25W-B		Blue				L500 ×W46×H80			



WIRE DIAGRAM



APPLICATION PHOTOS :



◆.Exhibition halls, Bridge, garden, buildings, park.

◆.Brand stores, Specialty shops, Department stores.

◆.Shopping malls, Commercial buildings.

◆.Residential/Institution Buildings Supermarkets.