



■ **Features:**

- Output constant voltage
- Universal AC input: 100-130VAC
- High efficiency :up to 84%
- Protection:short circuit/over loading/over current/ Over temperature
- Full protection plastic housing
- Easy installation
- Cooling by free air convection
- Compatible with Forward phase,Magnetic low voltage, Triac Dimmers
- Strong compatibility, flicker-free dimming
- Suitable for LED lighting and moving sign applications and others
- Suitable for dry or damp location use, IP20

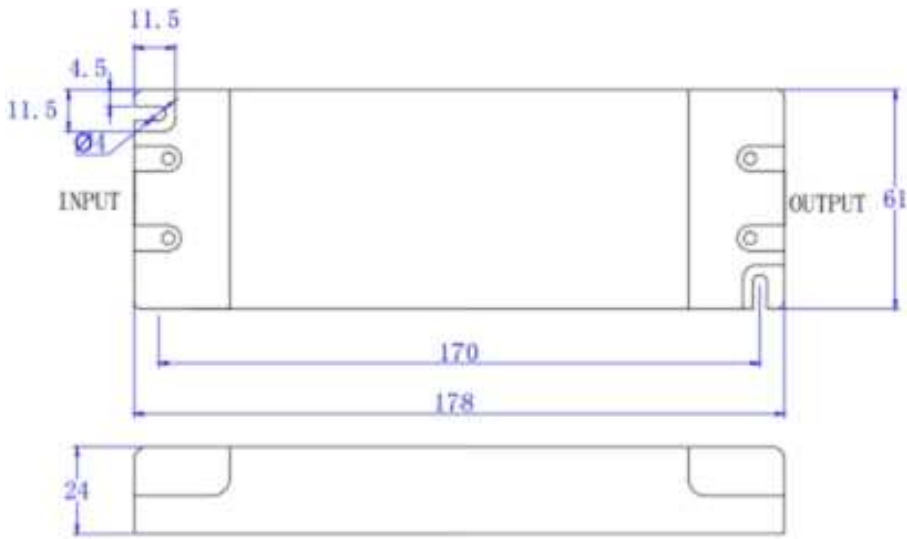


■ **Specification**

Model		KVP-12050-TDL	KVP-24050-TDL
Certificates		ETL,cETL,FCC	ETL,cETL,FCC
Output	DC Voltage	12V	24V
	Voltage Tolerance	±0.5V	
	Rated current	4.17A	2.08A
	Rated power	50W	
Input	Voltage Range	100-130VAC	
	Frequency Range	47~63HZ	
	Power Factor	0.65 (Full loading)	
	Efficiency (Typ.)	81%	84%
	AC Current (Max.)	1.6A	1.6A
	Leakage current	< 0.50mA/120VAC	
Protection	Short Circuit	Hiccup mode, recover automatically after fault condition is removed	
	Over Current	≤1.2*I out	
	Over Loading	≤120%	
	Over temperature	100°C±10°C, Shut down o/p voltage, recover automatically after temperature goes down.	
Environment	Working TEMP.	-40~+60°C	
	Working Humidity	20~90%RH, non-condensing	
	Storage TEMP. Humidity	-40~+80°C, 10~95%RH	
	TEMP .coefficient	±0.03%/°C (0~50°C)	
	Vibration	10~500Hz, 2G 12min./1 cycle, period for 72min. each along X,Y,Z axes	
Safety & EMC	Safety standards	UL8750+UL1310 Class 2 unit	
	Withstand voltage	I/P-O/P:1500VAC	
	Isolation resistance	I/P-O/P: 100MΩ/500VDC/25°C/70%RH	
	EMC EMISSION	FCC Part 15 B	
Others	Net. Weight	0.35kg	
	Size	350*77*26mm (L*W*H)	
	Packing	430*375*150mm 20PCS/CTN	

Notes	<ol style="list-style-type: none"> 1. All parameters if NOT specially mentioned are measured at 120VAC input , rated load and 25°C of ambient temperature. 2. To extend the driver's using life ,please reduce the loading at lower input voltage. 3.Loading should be 5-100%.
--------------	---

■ **Mechanical Specification for KVP series 50W Phase/Triac Dimmable driver**



■ **Label**

L

Refer to instruction manual for proper selection of the power supply cord

INPUT

N

LED Driver (Phase Dimming)

for Forward phase, Magnetic low voltage and Triac Dimmers

Constant Voltage Class 2 unit

Model: KVP-10000-TDLJ

Input: 100-130V~ 1.0A max. 50/60Hz λ: 0.65

Output: 12V~4.15A 50W

CAUTION

RISK OF ELECTRONIC SHOCK
 SUITABLE FOR USE DRY
 AND DAMP LOCATIONS

ATTENTION

CET APPAREIL PEUT ÊTRE UTILISÉ
 EN ENDROIT SEC OU HUMIDE

CONFORMS TO UL STD. 8750 CERTIFIED TO CSA STD. C22.2 No.250.13
 CONFORMS TO UL STD. 1310 CERTIFIED TO CSA STD. C22.2 No.223

ZHUHAI SHENGCHANG ELECTRONICS CO.,LTD.

Made in China
 Building 3, No.19, Yongtian Road, Qianshan Industrial Zone, Zhuhai City, Guangdong Province, China

+

Refer to instruction manual for proper selection of the power supply cord

OUTPUT

-

- ※ Input (L) and (N) with wires to be connected AC.
- ※ Output : (LED+) (LED-)

■ **Dimming Operation**

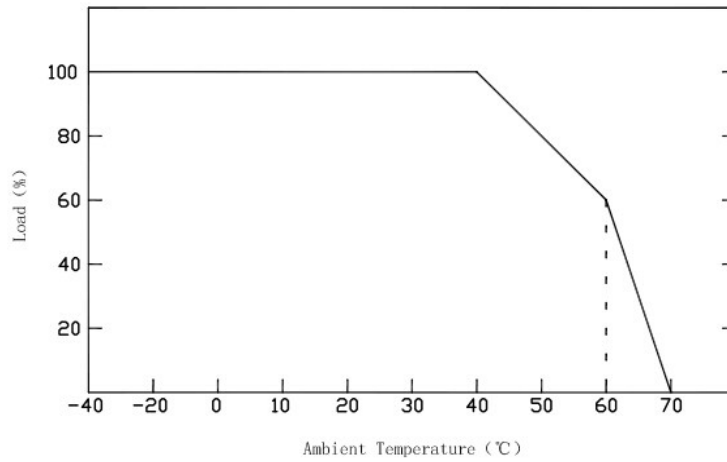
- ※The Pulse-Width Modulation (PWM) of output voltage can be adjusted through input terminal of the AC phase line(L) by connection a triac dimmer.
- ※Usually matching with leading edge/Forward Phase Triac Dimmers(Can customized as a driver only matching trailing edge/reverse phase Triac Dimmers if needed).
- ※Please try to use dimmers with power at least 2.5 times as the output power of the driver.

※for Forward phase,Magnetic low voltage and Triac Dimmers

■ **Warning**

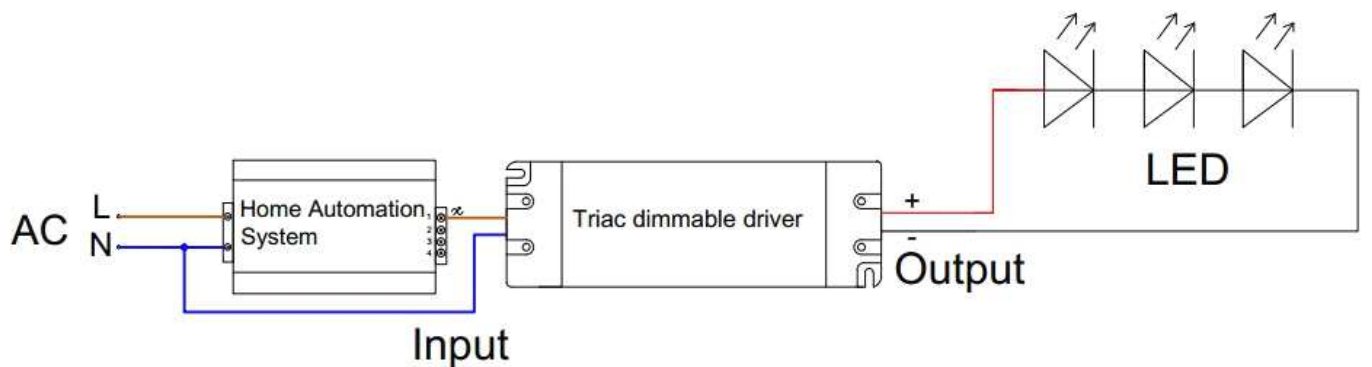
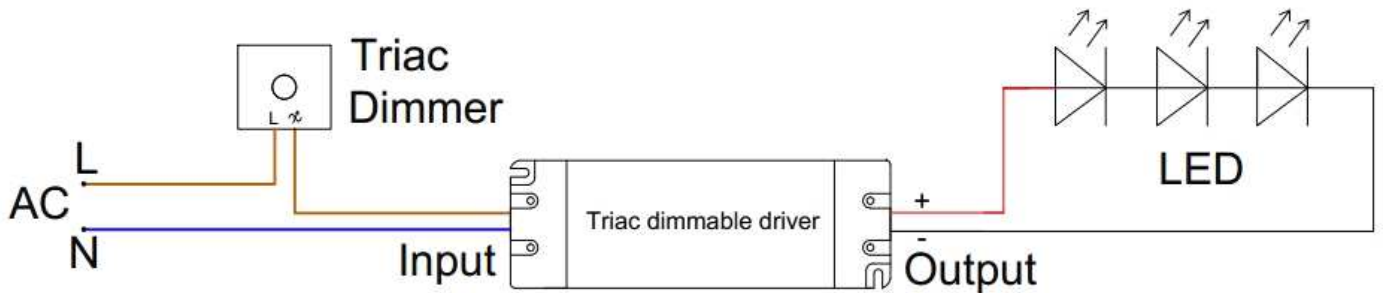
- ※Prevent to reverse polarity;
- ※Risk of Electric Shock. When used outdoors, install only on a circuit protected by a Class A GFCI;
- ※ Risk of Fire. Installation involves special wiring methods to run wiring through a building structure. Consult a qualified electrician;
- ※Risk of Electric Shock. Mount the unit at a height greater than 1 foot from the ground surface.

■ **Derating Curve**



※To extend their life, please refer to the Derating Curve and derate according to the temperature.

■ **Single Driver Connecting Diagram**



■ Multiple Drivers Connecting Diagram

