

# T-Bar Integrated Luminaire

20W | 4000K | 4ft

Ideal for office buildings, medical, health and educational buildings, hotels, airports and more. Create your own custom look.

Replaces Standard T-BAR Cross Tees.



Seamless Integration  
into suspended ceilings allows  
unique and elegant architectural  
lighting designs

Slim Profile  
0.48" thickness

15/16"



Frosted Lens and 6 ft  
Power Cable with RJ45  
Jack

1 power supply (TBAR-PS-60W) required for 3 pieces of T-Bar.  
Optional 9/16" Clear Diffuser and Lens Diffuser available (sold separately).



Power Supply  
TBAR-PS-60W

## TECHNICAL DATA



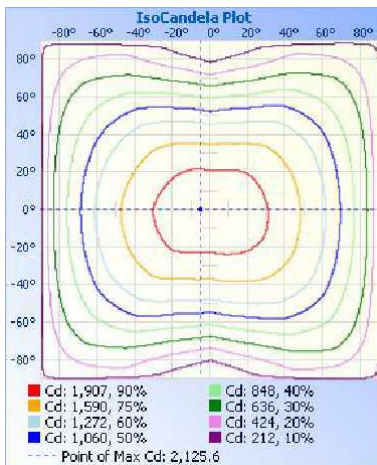
### LIGHT SPECIFICATIONS

Lumens	2,600 lm
Efficacy	130 lm/W
CCT	4000K
CRI	80
Beam angle	120°
Dimmable	0-10V
L70 Life	50,000 hrs
Warranty	5-year

### APPROVALS AND LISTINGS

cUL	E491106
-----	---------

### ISOCANDELA PLOT



### ILLUMINANCE AT A DISTANCE

	Center Beam fc	Beam Width	
3.3ft	194 fc	9.1 ft	17.5 ft
6.7ft	47.2 fc	18.6 ft	35.6 ft
10.0ft	21.2 fc	27.7 ft	53.1 ft
13.3ft	12.0 fc	36.9 ft	70.6 ft
16.7ft	7.59 fc	46.3 ft	88.6 ft
20.0ft	5.29 fc	55.4 ft	106.1 ft

■ Vert. Spread: 108.4°  
■ Horiz. Spread: 138.7°

### ELECTRICAL

Wattage	20W
Voltage	120-277V
Power factor	0.9
THD	11.08 %

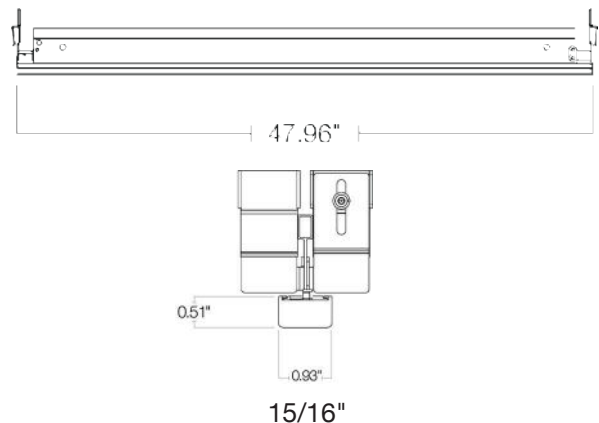
### CONSTRUCTION

Housing	Aluminum
Finish	Silver
Unit gross weight	2.53 lbs
Carton weight	20.7 kg
Carton dimensions	125cm x 54cm x 19.5cm

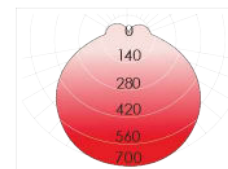
### ACCESSORIES (Ordered Separately)

Power Supply	TBAR-PS-60W
--------------	-------------

### DIMENSIONS



### LUMINOUS INTENSITY DISTRIBUTION DIAGRAM



**4FT (15/16")**  
 Average Beam  
 Angle (50%):  
 123.3°

Western Canada Warehouse: 121-1647 Broadway Street, Port Coquitlam, BC V3C 6P8 | ordersbc@csc-led.com